

Fractions – halves

When we divide a whole into 2 equal parts, we call each part a **half**.

This is one whole apple.




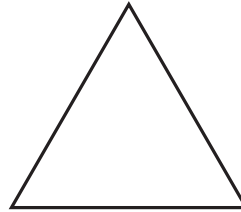

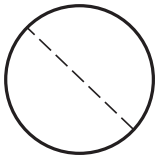
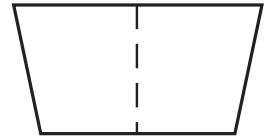
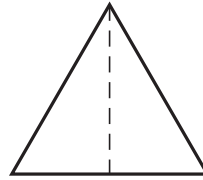
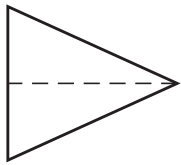
whole


The apple is now cut into halves.



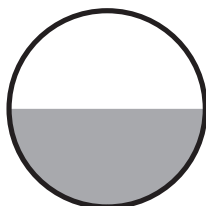




half half

1  Colour 1 half of each shape.



2  Tick the shapes that have 1 half shaded. Remember, halves must be **equal** or the **same**.



Fractions – halves

You will need:  scissors



What to do:

Cut out the shapes below. Find some different ways to fold them in halves. Show someone your ways.

