




Subtraction – to 10



7 pencils Take away 3 There are 4 pencils left.

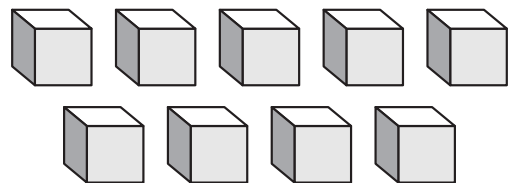
- 1   Cross off to **take away**.
Say the number facts out loud.



8 cars

Take away 1


There are cars left.



blocks

Take away 3


There are blocks left.



strawberries

Take away 2

There are strawberries left.




balls

Take away 4

There are balls left.

Subtraction – to 10

You will need:  a partner  10 counters

What to do:

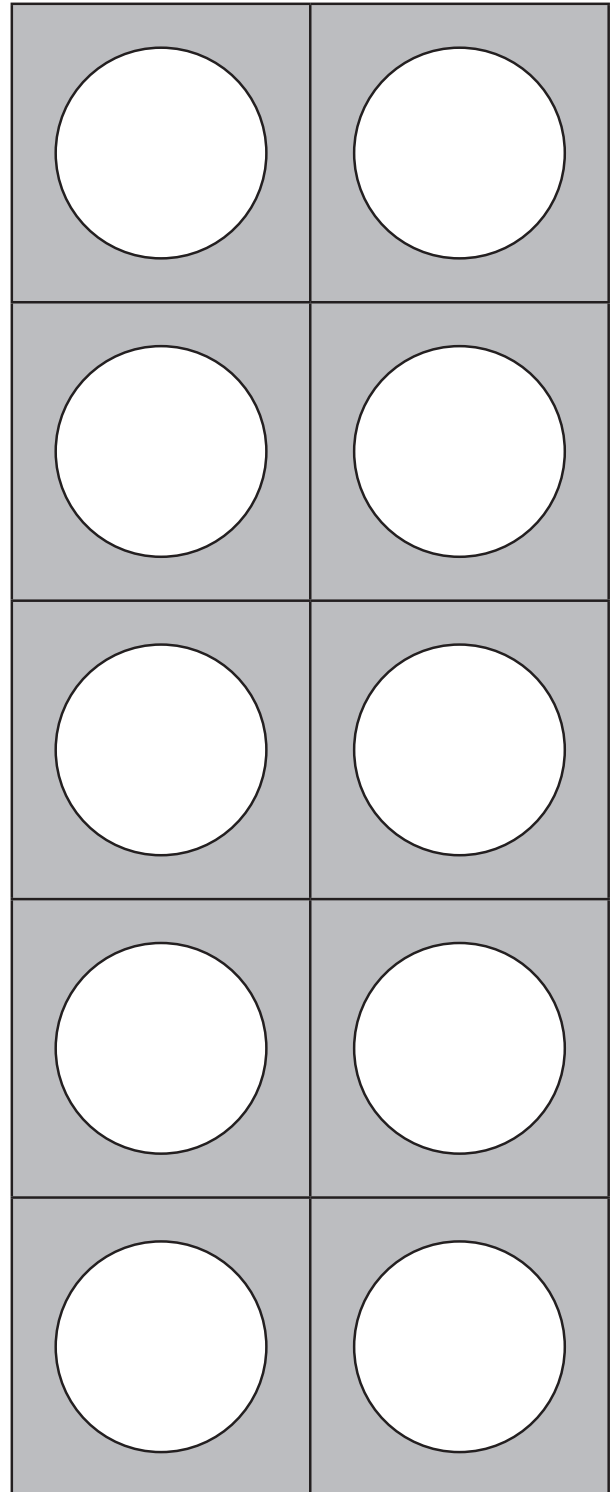
Put 10 counters on the frame.

Take turns taking some counters away. Don't let your partner see you do it!

Can they work out how many counters you took away?

Say or record the number fact together like this:

10 take away ... is ...



Subtraction – to 10

You will need:



a partner






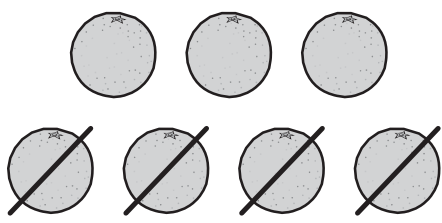

scissors



What to do:

How many are left?

Cut out the take away pictures and number facts. Mix them up and then match the pictures with the number facts.

	 8 take away 4 is 4
	9 take away 3 is 6
	10 take away 5 is 5
	7 take away 4 is 3

You will need:  partners  a ball  counters
 10 bowling pins or 1.25L bottles with sand in them

What to do:

Set up your bowling pins like this . How many do you have?

Take turns bowling.

How many do you knock down each time?

Say the number fact you make.

A partner will give you a counter for every fact you get right.

10 take away 4
is 6!

