



Length – distance



When we measure how far away something is, we call it **distance**.



We use words like **near** and **far** to describe distance.

-  Find a partner to play 'Simon says' with.
Take turns telling each other to stand **near** and **far away** from different things. Can you trick each other?

-  Color the person who is



-  Draw a person **near** the swing.



Length – distance

When we compare distances we use words like **nearer**, **closer** and **further** away.

You will need:  a partner  classroom objects

What to do:

Find something to use as a prize such as a book or a toy. Hide it.

Your partner needs to find the prize.

You will give clues such as 'close', 'closer', 'further' to tell your partner how they are going.

Swap jobs.

You are getting closer!



What to do next:

Gather up a small collection of classroom objects such as pencil containers, books and blocks. Put one object in the middle of your table.

Take turns giving each other instructions such as:

'Put the ruler closer to the pencils.'

'Put the book far away from the pencils.'

'Put the block nearer to the book than it is to the ruler.'

Give 5 instructions, then swap jobs.